

SEEPEX.
ALL THINGS FLOW

PREPARE TO DIVE PRODUCT GROUP E



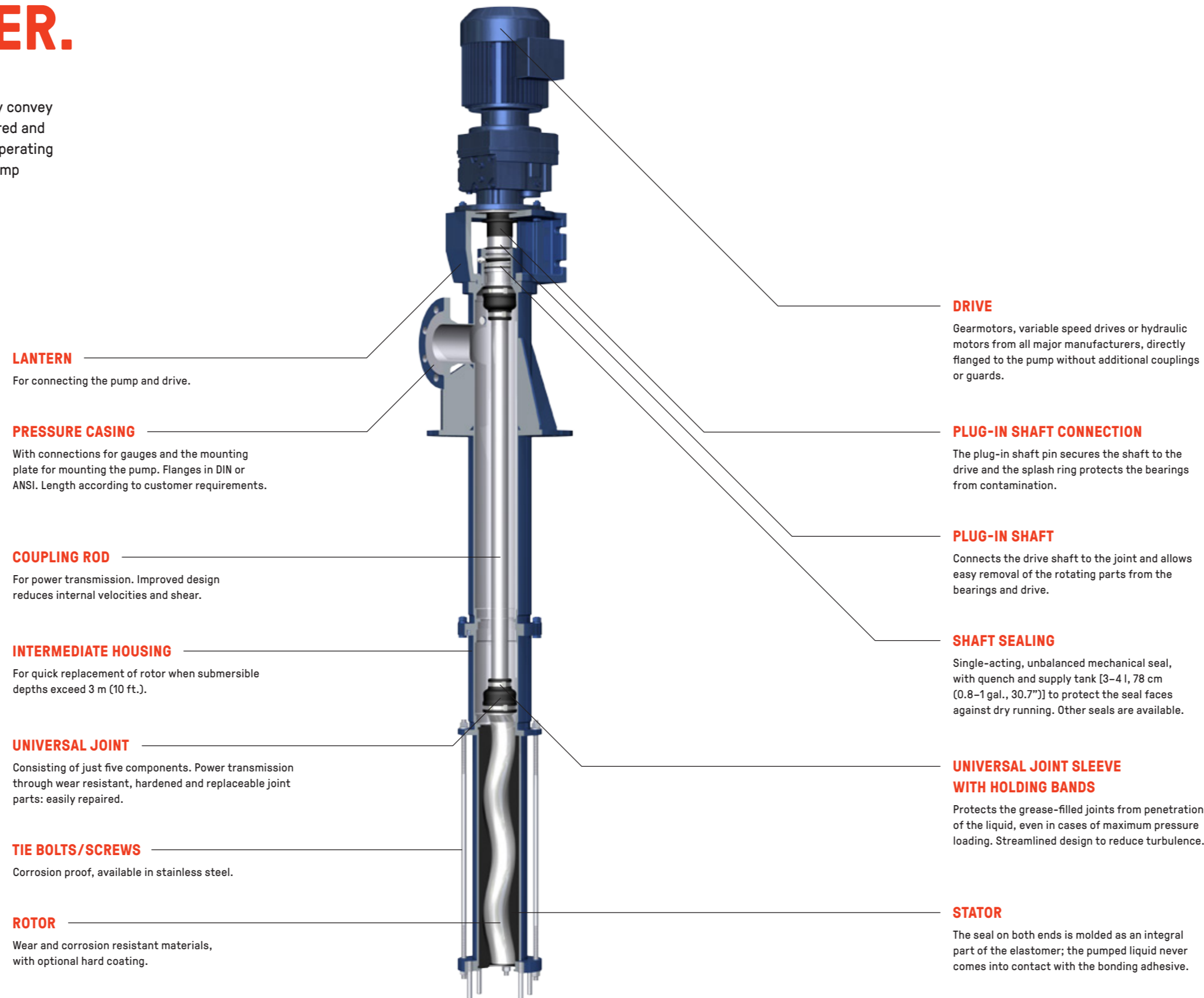
E

FOR EMPTYING POWER.

SEPEX semi-submersible pumps drain containers, pits, basins and barrels. They convey abrasive or corrosive products with thin to high viscosities. Individually configured and designed for each specific application, they are easy to maintain and have low operating costs. Our semi-submersible pumps are a cost-effective alternative to other pump systems where the NPSHa and/or footprint are restricted.



Detail: single shaft seal with quench

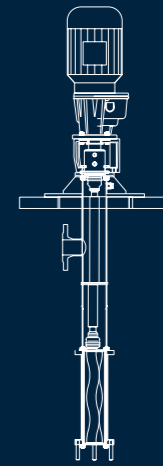


BE RANGE VARIATIONS

SEPEX semi-submersible pumps of the BE range, available with crane suspension, wall mounting or a circular mounting plate with pressure branch above or below are suited for draining clarifiers, sumps, tanks, pits and containers of all types. Using gastight circular mounting plates, the pumps can be installed in closed systems to comply with strict environmental regulations. Fully submersible pumps are available upon request.

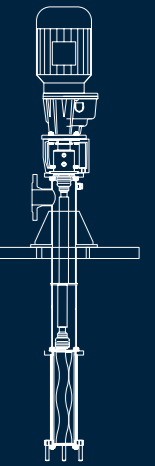
BE RANGE

- Semi-submersible
- Variant U
- Pressure branch below the circular mounting plate



BE RANGE

- Semi-submersible
- Variant O
- Pressure branch above the circular mounting plate



BE RANGE

- Semi-submersible
- Variant K
- Crane suspension device



BE RANGE

- Semi-submersible
- Variant W
- Wall mounting



APPLICATIONS

SEEPEX semi-submersible pumps drain containers, pits, basins and barrels. They can convey abrasive or corrosive products with thin to high viscosities. Custom-built for each application, they are easy to maintain and have low operating costs. Our semi-submersible pumps are a cost-effective alternative to other pump systems.

FEATURES

- BE range available in four different variations for adaptation to each application
- Minimal pulsation, uniform flow
- Variable submersible depths
- Increases the available NPSH (Net Positive Suction Head)
- The pump can be installed in a “can” to further increase NPSHa for fluids with high vapor pressures
- Can be installed in a closed system to comply with environmental regulations

KEY FACTS

- Conveying capacity:
30 l/h–300 m³/h (0.132–1,320 USGPM)
- Pressure:
up to 12 bar (180 psi)

SEEPEX GmbH

www.seepe.com